

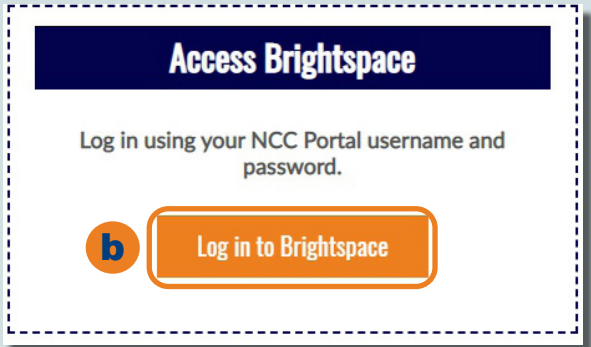
# Fall 2023 Synchronous Online at NCC

SYNCHRONOUS ONLINE courses meet in real-time through video conferencing during the assigned days and times listed, using the college's LMS for course materials. All course materials and assessments (e.g. PowerPoints, videos, web links, tests, and assignments) will be administered via the D2L Brightspace learning management system. **Your course in D2L Brightspace opens on the first day of the semester.**

## D2L BRIGHTSPACE

### Access D2L Brightspace

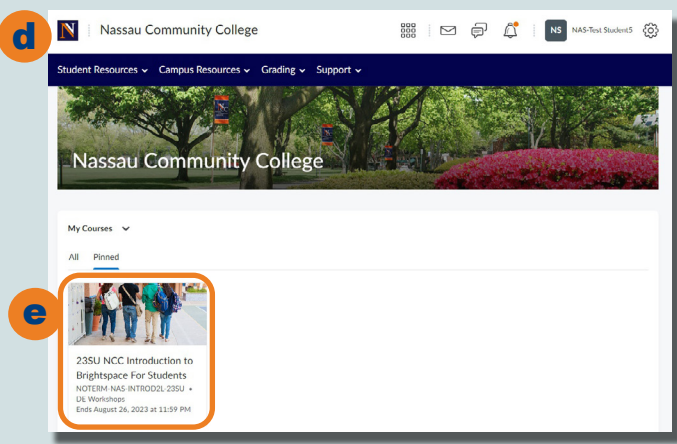
- a. Go to [ncc.edu/digitallearning](http://ncc.edu/digitallearning).
- b. Click on **Log in to Brightspace**.



c. Log in using your MyNCC credentials.



- d. You are now in Brightspace.
- e. Click on your course.

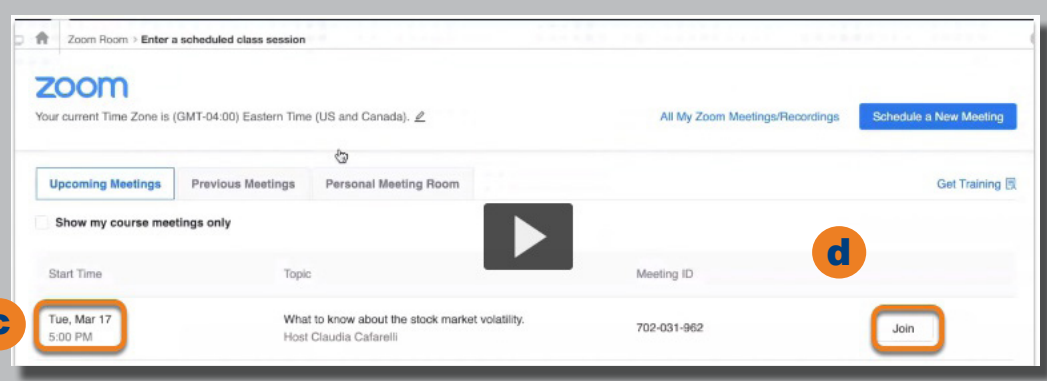


## Access Zoom

- a. Click **Learning Technologies**.
- b. Click **Zoom Sessions**.



- c. Look for **appropriate date**.
- d. Click **Join** to enter.



OR

- a. If you don't see the above option, check your NCC email account for an email from your professor providing the Zoom meeting link. **Click on the link** in the email to access the Zoom meeting.

