

How to Submit a Change of Program Request in Banner 9

Program Request

At the bottom left select “Change of Program Request.”

Select Change of Program Request

Student Services



Hello ASAP Test,

Student Records & Registration

- Student Profile
- Personal Information
- Registration
- Student Course Schedule
- Scheduler Builder
- View Grades
- Apply to Graduate
- Enrollment Verification
- Degree Evaluation
- View Unofficial Transcript
- Official Transcript: Order or Check Status of Request
- **Change of Program Request**
- Class Withdrawal



New NCC Program

Click the drop-down arrow to select your New NCC Program. Then click the blue “Submit” button.


Select Program

Change of Program


Student ID: N00670644
Student Name: Test, Student A
Student Type: R - Returning Student
Program: LAAA-AA - Lib Arts/Sci: Hum/SSci-AA
Degree Sought: AA - Associate in Arts
Major: LAAA - Liberal Arts Sci Hum SocSci
Catalog Term: 202640 - Spring 2026

Changing your degree program may impact your progress to graduate. To help you review requirements and options use the Degree evaluation to run a What If option for another degree program.

Nursing and Allied Health Science Change of Program Request must have **PRIOR** approval by the departments. Students can review deadlines and general requirements at: [Review requirements for degree programs](#)

Select New NCC Program: * 

▼

 Submit

Required Questions

Use the drop-down menus to answer all the required questions.

Program information have required questions noted with an **asterisk** and specific questions based on selected program:

Questions

Have you graduated from NCC?*

Are you in Two Concurrent Programs?*

If you answer yes to either of the these questions, you cannot change program here. Contact Registrar@ncc.edu

Reason for change?*

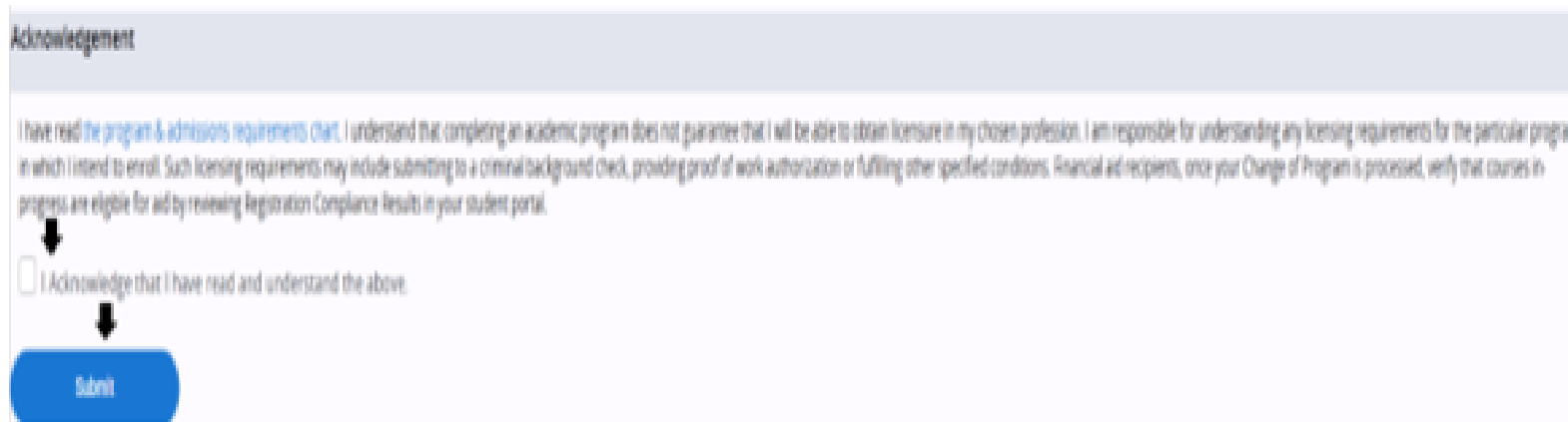
Maximum 250 characters. Characters Remaining

Have you run a Whatif degree evaluation or met with an advisor for this program?*

Yes No

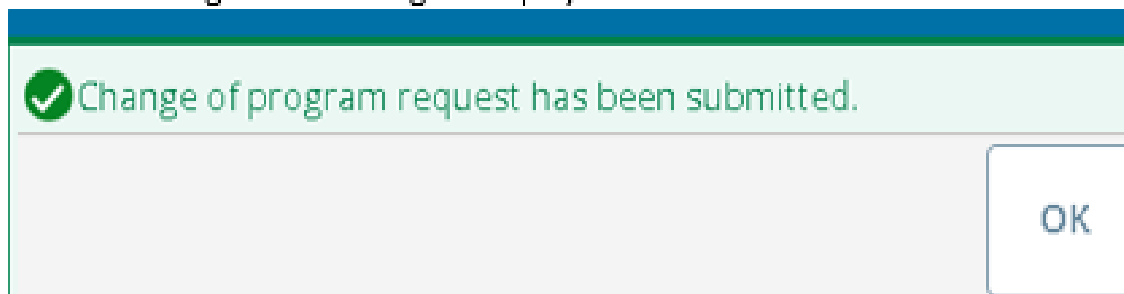
Acknowledgement Message

Confirm your Acknowledgment by selecting the box on the left. Then click the blue “Submit” button. You will then see an acknowledgement message displayed.



A screenshot of a web form titled "Acknowledgement". The form contains a paragraph of text explaining that completing an academic program does not guarantee licensure and that the user is responsible for understanding any licensing requirements. Below the text is a checkbox with the label "I Acknowledge that I have read and understand the above." and a blue "Submit" button. Arrows point from the text to the checkbox and from the checkbox to the button.

An acknowledgement message is displayed



How to Cancel a Withdrawal Request

Click the blue “Cancel Request” button.

****If you decide to cancel a request, it can be cancelled immediately.

Change of Program

Student ID:	N00670644
Student Name:	Test, Student A.
Student Type:	R - Returning Student
Program:	LAAA-AA - Lib Arts/Sci: Hum/SSci-AA
Degree Sought:	AA - Associate in Arts
Major:	LAAA - Liberal Arts Sci Hum SocSci
Catalog Term:	202640 - Spring 2026

02/25/2026 03:49 PM Criminal Justice - AS

Cancel Request

Email Confirmation

N

N00670644@students.ncc.edu

Dear Claudia,

Student: N00670644 Student A. Test has cancelled their Change of Program Request.